

HISTORIC
DOWNTOWN
EST. 1829
BAINBRIDGE
GEORGIA

ANNUAL REPORT
2022-2023

2022



2023

REVITALIZING DOWNTOWN

Our downtown has flourished and grown this past year. While the work will never be complete, we are proud of our recent accomplishments!

10

NEW Businesses

50

Downtown NEW Jobs

6

CLOSED Businesses

16

LOST Jobs

Downtown by the...

NUMBERS

| | |
|---|--------------|
| # Private Buildings Rehabilitated | 9 |
| Investment by Private Buildings Rehabilitated | \$6,167,321 |
| # Properties Sold | 9 |
| Investment in Property | \$4,257,000 |
| # Public Improvement Projects | 11 |
| Public Investment | \$10,270,419 |
| Facade Grant Investment by DDA | \$9,850 |
| In-Fill Developments | 2 |
| Downtown Square Footage Improved | 22,279 sq ft |
| Residential Units Added | 24 |



DOWNTOWN DOLLARS GIFT CARD PROGRAM



KEEP DOLLARS LOCAL
GUARANTEE THAT MONEY STAYS
IN THE COMMUNITY YOU CARE ABOUT

WWW.DOWNTOWNBAINBRIDGEGA.COM

LOADED: \$7695

SPENT: \$5281

SINCE
NOVEMBER
2022

BOARD OF DIRECTORS

- Darrell Cox, Chair
- Sterling Widener, Co-Chair
- Shae Brouillet
- Tom Conger
- Melinda Taylor
- Brent Warr
- Doug Young



EVENTS

87

Number of Events



545


Volunteer Hours




16,095


Event Attendance

CONTACT INFORMATION

 229-400-9093

 amandag@bainbridgecity.com

 205 E Broughton St, Bainbridge, GA

 www.downtownbainbridgega.com